



# Class Registration Instructions

After you have met with your academic advisor to plan your class schedule, please follow the instructions below to register for your classes.




To get started, log in at **student.uhcno.edu**

- 1 Select "Please Login" and verify your account.



- 2 Select Course Registration from the navigation menu to the left.



- 3 Select the term you would like to register for using the drop down.

Term: 2026FALLMAIN - 2026 FALL MAIN  
Registration: 3/16/2026 - 8/16/2026  
Add/Drop Period: 8/17/2026 - 8/24/2026

- 4 View all courses in your academic plan available for that term.
  - If a course is available for that term, it will show all options.
  - To register for the course, click on the day/time of your choosing, add to calendar then click Confirm Registration.

**HIS201 - History of the United States I**  
Credits: 3 Hours: 0  
**Self-paced**

**Confirm Registration**

- 5 You will then see Scheduled for the term selected. Congratulations, you've registered for the class!

**HIS201 - History of the United States I**  
Credits: 3.00 Hours: 0.00  
**Scheduled: 2026 FALL MAIN**